

**Film Studies**

**Movie makeup work: storyboard**








**Name:**

**Hour:**

**DIRECTIONS:** Because you missed more than one day of the film, you will need to make up our classwork with the film through this storyboard assignment. (a) Choose FIVE key scenes from *throughout* the movie. These 5 scenes should capture introduction, development of conflict, and resolution. For each of the five scenes, you will (b) storyboard the layout and explain the filming and action of the scene in 5 frames. (*In the end, you will have produced a total of 25 frames for your movie makeup work.*) Side two of this sheet is an example of a storyboard for ONE scene. Remember, you must use the film and literary terminology you are learning in class.

Film Title: \_\_\_\_\_

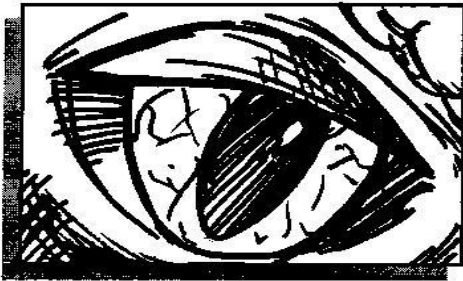
Scene 1: \_\_\_\_\_

A rectangular box with a thick grey L-shaped corner on the top-left side, intended for drawing a storyboard frame.A large empty rectangular box for writing a description of the scene.A rectangular box with a thick grey L-shaped corner on the top-left side, intended for drawing a storyboard frame.A large empty rectangular box for writing a description of the scene.A rectangular box with a thick grey L-shaped corner on the top-left side, intended for drawing a storyboard frame.A large empty rectangular box for writing a description of the scene.A rectangular box with a thick grey L-shaped corner on the top-left side, intended for drawing a storyboard frame.A large empty rectangular box for writing a description of the scene.A rectangular box with a thick grey L-shaped corner on the top-left side, intended for drawing a storyboard frame.A large empty rectangular box for writing a description of the scene.

# EXAMPLE STORYBOARD

Nanotyrannus Visual Storyboards for Animation – Hunting Sequence (partial)

1/14/03 ver 1.1



Fade up on ECU of eye opening – pupil dilates. Camera slowly dollies back as the creature looks around, blinks, then moves out of frame. Rack focus to another Nanotyrannus traversing the forest of fan palms.



— CAMERA →

CUT TO: Low-angle tracking shot below 3 creatures in hunting mode – sniffing the air, very alert. Behind them, sunlight emerges through huge redwood trees. The creatures hear a distant sound and quickly move towards the source and out of frame. Note: One of the Nanos steps right over camera?



P.O.V.  
ADVANTAGE -

CUT TO: POV of creature moving swiftly through forest, dodging trees and other obstacles. Several Nanos come into frame, heading in the same direction.



CUT TO: A dinosaur, perhaps Stegosaurus, drinking from a stream, suddenly raises its head as it senses danger.

CUT TO: The pack of Nanos emerge from the forest. The camera moves back into the clearing where the Stegosaurus prepares to defend itself.










CUT TO: WS of the pack of Nanos, surrounding the Stegosaurus. CUT TO: MS of a Nano lurching forward, snapping jaws, ready to attack. CUT TO BLACK.

**Film Studies**  
**Movie makeup work: storyboard**

**Name:**  
**Hour:**

Film Title: \_\_\_\_\_

Scene 2: \_\_\_\_\_










**Film Studies**  
**Movie makeup work: storyboard**

**Name:**  
**Hour:**

Film Title: \_\_\_\_\_

Scene 3: \_\_\_\_\_










**Film Studies**  
**Movie makeup work: storyboard**

**Name:**  
**Hour:**

Film Title: \_\_\_\_\_

Scene 4: \_\_\_\_\_



**Film Studies**  
**Movie makeup work: storyboard**

**Name:**  
**Hour:**

Film Title: \_\_\_\_\_

Scene 5: \_\_\_\_\_

